

Short-term School Closure Arrangements



Dear Parents and Carers,

This document has been produced to support how to access remote learning with your children at home and to clarify expectations should we encounter a school closure. On the day of the closure, teachers will produce and send out timetable overviews for you to follow by 9.30am – here is an example of what this looks like (year 2 example):

Year 2 Home Learning

Week Commencing 4th January 2021

Please see the weekly timetable below. Your child will need to go on to Purple Mash each day to find the links to the videos and work. They can also access the blog to discuss learning.

Mon	Maths (approx. 1 hour)	Phonics (approx. 20 mins) OR Reading (approx. 20-30 mins)	English (approx. 1 hour)	Wider Curriculum (approx. 1 hour)	
Tues	LO: recognising equal groups Please find the video on PM and complete the sheet in the blended learning book or upload to PM.	Please find the link to the video for your child's phonics group on PM. Nothing needs to be recorded in books.	Please find the chapter book on PM and complete the comprehension activity via PM. Please find the video on PM and complete the work in the blended learning book.	LO: to write a recount Please find the video on PM and complete the work in the blended learning book.	PE P.E with Joe 1 Monday 23rd March 2020 - YouTube Please find the link to the video on PM.
Weds	LO: make equal groups Please find the video on PM and complete the sheet in the blended learning book or upload to PM.	Please find the link to the video for your child's phonics group on PM. Nothing needs to be recorded in books.	Please find the chapter book on PM and complete the comprehension activity via PM. Please find the video on PM and complete the work in the blended learning book.	LO: to recognise and use contractions in writing Please find the video on PM and complete the work in the blended learning book.	Science LO: What is a material? Please find the video on PM and complete activity in blended learning books.

It will outline the work for your child and will give a clear overview of what we would like them to achieve in the during the period of closure. This will be accessed by parents/children through accounts that have already been set up by your child's class teacher that you are currently using on Purple Mash. All children will be linked to their 'virtual classroom' and will be able to access all remote learning through this platform:

- All work will be explained and signposted on the blog and the 'To-do' activities on Purple Mash will then require you to take a photo of work completed and upload, for teachers to provide feedback and support. *Please note that answers will be provided for children to self-mark/ parents to check answers with children. Staff will then offer support where appropriate.
- Staff will communicate with children and give feedback via the blog but will also be available to contact via the year group emails.
- If your child has a **SEND** need, work set will be appropriately pitched and with sufficient support to meet the needs of the class. From the second day of closure, work will be set more specifically aimed at your child's needs and targets, and in line with their SEN provision in school, for example more targeted phonics or maths provision.

***For more detailed instructions, please refer to the Purple Mash Parent Guide below.**

There will be video content for all lessons for children to support children's learning – this is to help guide children through the work and support the learning at home. Instructional videos will be signposted from the blogs. Recorded videos from teachers will become available from the second day of closure

Should you require any support with technology, please contact the school office.

Thank you in advance for your continued support and for continuing to work in partnership with us. With your support we can provide the very best education for all our children enabling them to achieve the highest standards to academically make progress in their learning.

Purple Mash Parent Guide:

Purple Mash can be accessed with the login your child has received from the teacher via this link:

[Purple Mash by 2Simple](#)

Purple mash:

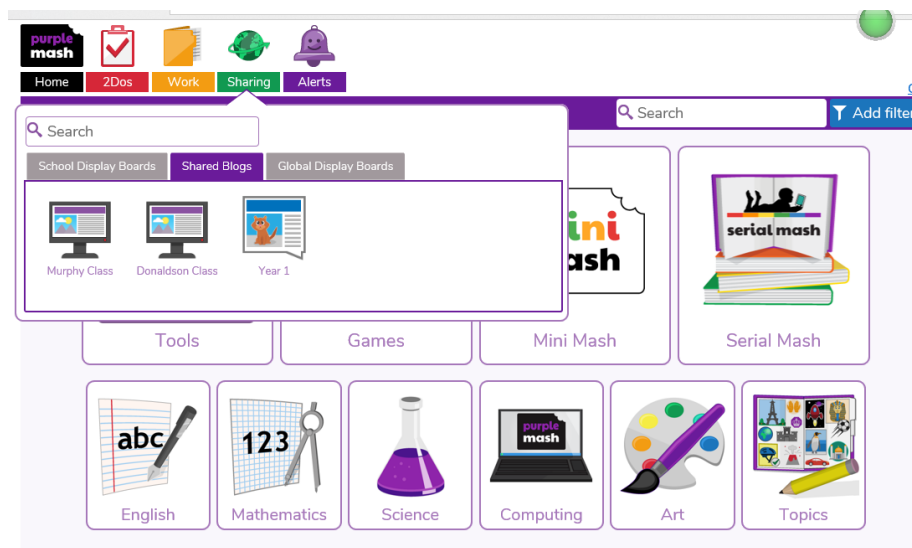
We will outline activities and share weblinks as a 'Blog'



Sharing

Click on this icon

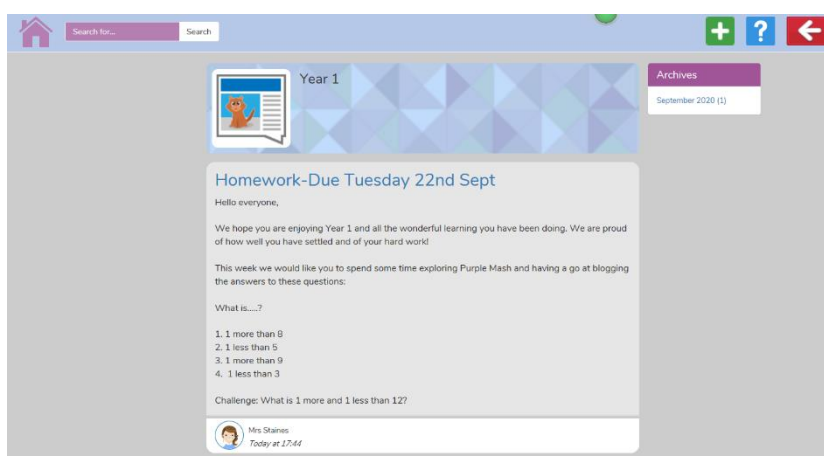
Click on 'Shared Blogs' tab



then click on year 1 blog.

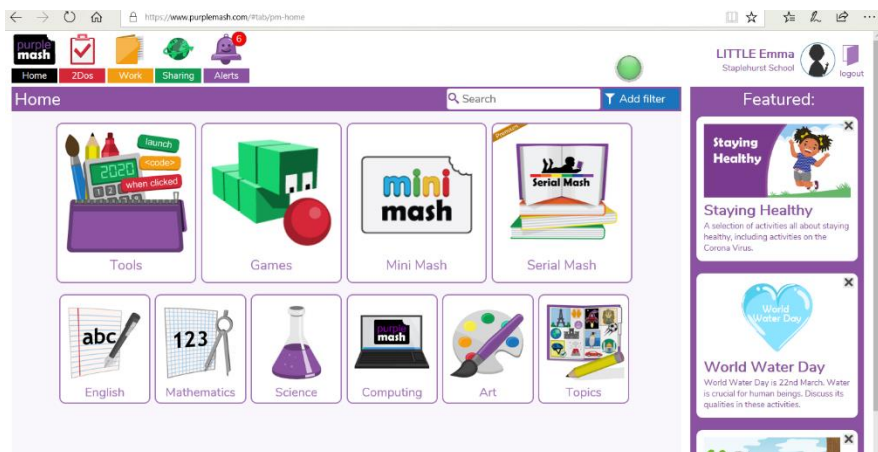


to find




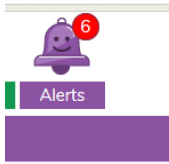
our

Sometimes we will set a task/activity. When your child logs in, they will see 'Alerts' to see any new work set by us.

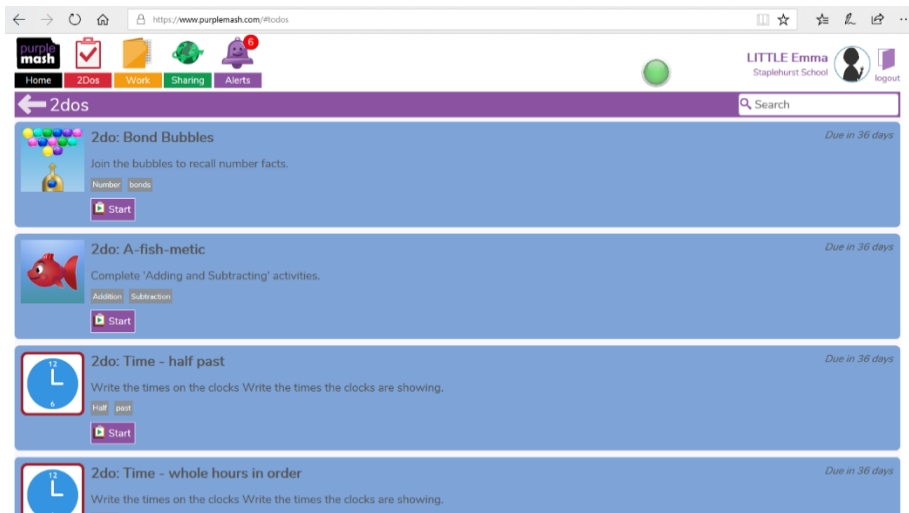


Click on this icon to see the new work set:

purplemash.com/#tab/pm-



Children can see all activities set by clicking on the '2Dos' icon



Children will then submit work. Photos of work can be uploaded this way.